

WI-CARE AND I-SEE, THE PERFECT MATCH FOR A GLOBAL 4.0 SOLUTION!

Wi-care™ & I-see™ create the perfect match for you in offering an easy and complete 4.0 predictive maintenance solution. There is no complex software installation or configuration as I-see is a cloud-based solution always up-to-date. Simply install your Wi-care sensors on your equipment and launch I-see on your device to visualize and analyze your data.



A PORTAL DEVELOPED BY THE PDM EXPERTS

I-see is an easy, clear, quick and intuitive solution which was designed in-house by I-care's own engineers with a focus on machine reliability, making field and analytics work easier and more efficient. I-see data management and presentation is secure, simple and effective; you are able to visualize machine health, measure performance against a range of KPI's and produce diagnostics report, whatever the predictive technology used. All data is stored and managed to very high standards and, unlike many other online CMMS, the data is always owned by you.

WI-CARE 100 SERIES EXPERTKIT

The Expertkit is the portable version of the Wi-care 100 series. It has been designed to meet the mobility needs of some Maintenance experts. Composed of 4 Wi-care sensors, a range extender, and a gateway, the Wi-care 100 ExpertKit is a real Plug & Play monitoring solution that can be installed and set up in just a few minutes to monitor critical assets, even in hazardous locations.



CALL THE EXPERTS !

Would you like to know more about how I-care™ can help you reduce your downtime? Visit our website or contact us by email.

WWW.ICAREWEB.COM

MARKETING@ICAREWEB.COM



WI-CARE 100 SERIES

ENJOY THE TRUE WIRELESS MAINTENANCE 4.0

IT STARTS HERE



With the Wi-care series, I-care fills a critical gap in the Condition Monitoring technologies for process industry assets. Developed by field experts in Predictive Maintenance and in operations since 2013, the Wi-care product range is likely the most performing wireless condition monitoring system available on the market. Combined with I-see, the cloud-based analytical platform, it makes a complete Maintenance 4.0 solution.

- PLUG & PLAY SYSTEM
- MACHINE LEARNING
- MULTI-APP CONNECTED
- INTEGRATED TECHNOLOGIES



- PLUG & PLAY MONITORING
- TRUE WIRELESS
- LONG BATTERY LIFE
- ATEX/IECEX CERTIFIED

WI-CARE 100 series System

The Wi-care 100 series is a real plug & play wireless monitoring solution. It allows automated tracking of critical equipment, from 15-minute to once-a-week intervals, collecting reliable vibration data, with sampling of up to 16,000 lines of resolution. The 100 series sensors can be deployed and configured in less than an hour, permanently on specified equipment, or used for spot checks in a safer manner during programmed inspection routines. Extended broadcast and automatic network capabilities guarantee data transmission reliability and sustainability to maximize your asset uptime.



Your Global 4.0 Solution



WI-CARE
100 SERIES




RANGE EXTENDER



GATEWAY



I-SEE



Wi-care 110



Wi-care 130







Wi-care 140



Wi-care 150



Wi-care 160

Technology	Vibration & Temperature	Vibration & Temperature	Multi	2 temperature channels & 1 ultrasound channel	Speed
Number of axes/channels	Mono-axial	Tri-axial	4 Channels	Steamtrap	Mono-axial
Amplitude range	±25 to ±50 g peak--			40 dB to 100 dB	--
Frequency response	2 Hz to 20 kHz--			--	--
Temperature measurement	± 1°C--			-40°C < t° < +375°C ± 1,5°C	--
Sampling frequency	256 to 80 kHz			--	256 to 80 kHz
Time waveform	512 to 32000 points FFT resolution 800 to 16000 lines			--	512 to 32 000 points
Vibration limit	5000 g peak--			--	--
Speed measurement range	-----			--	20 rpm to 20 000 rpm
Size & Weight without sensors	65*65*59 mm 185g				
Case material	Polymer Components				
Ingress protection	IP67				
Mounting	M6 or Magnet		Bracket/L Support		
Battery	Lithium Thionyl Chloride 3.6V 8.5 Ah				
Battery autonomy (up to)*	5 years	2 years			5 years
Humidity limits	0-95%				
Solvent resistance	Common solvent resistant				
Hazardous environment	  EX ia IIC T3 Ga/Class 1 Div 1 compliant   (-20°C ≤ Ta ≤ + 85°C)		----		--
Operating temperature	----		20°C ≤ Ta ≤ 85°C		
Point to point distance*	100 meters in open air				
Using Range Extender*	800 meters in open air				

Wi-care 100 series Essentials

Wi-care 920

The Wi-care 920 is the heart of the Wi-care™ 100 system and is composed of a central processing unit called gateway. This essential element represents the link between the hardware (sensors) and the software (cloud secured database & analytic platform) where the data will be stored and



Wi-care 930

The Wi-care 930, also called Range Extender is an optional element used to expand the transmission signal of Wi-care™ 100 series sensors to the gateway. This secured signal repeater has a transmission range up to 800 meters in open air and can be installed in series, allowing to cover any type of configuration constraints.

*The data in this table have been calculated based on a standard configuration and without transmission disruption. Results may vary depending on sensor configuration, on-site installation, and ease of transmission.